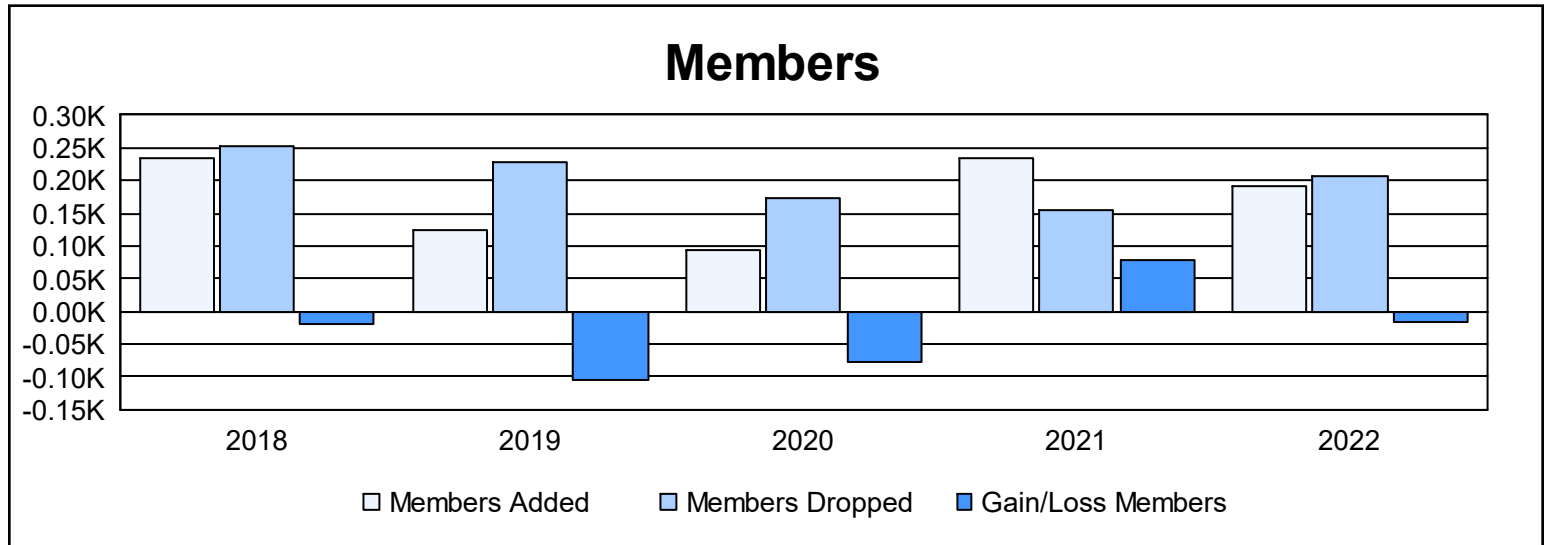
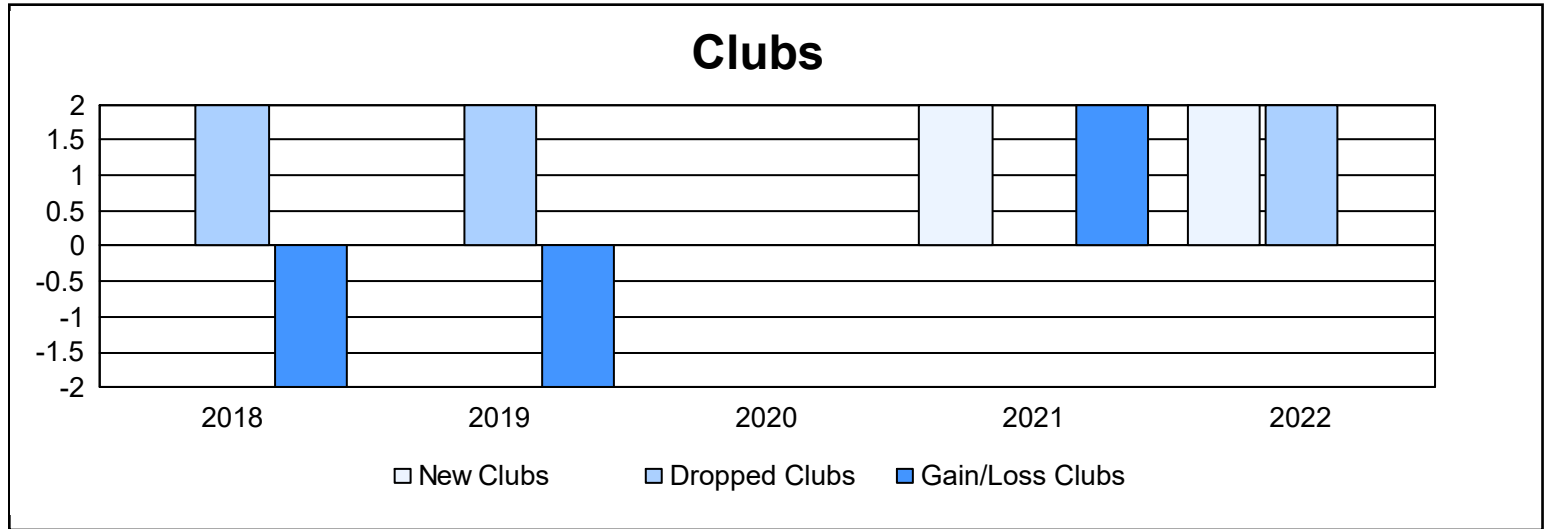
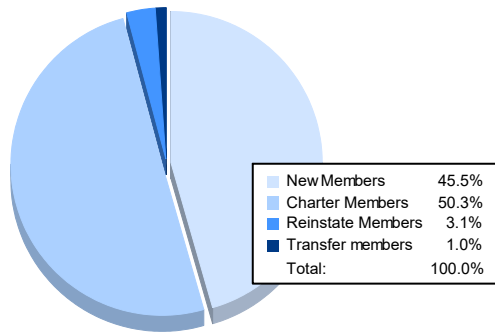


| Year | New Clubs | Dropped Clubs | Gain/ Loss Clubs | New Members | Charter Members | Reinstate Members | Transfer Members | Total Member Added | Total Members Dropped | Gain/ Loss Members |
|----------------|-----------|---------------|------------------|-------------|-----------------|-------------------|------------------|--------------------|-----------------------|--------------------|
| 2017-2018 | 0 | 2 | -2 | 227 | 0 | 5 | 2 | 234 | 254 | -20 |
| 2018-2019 | 0 | 2 | -2 | 100 | 0 | 21 | 4 | 125 | 229 | -104 |
| 2019-2020 | 0 | 0 | 0 | 91 | 0 | 1 | 3 | 95 | 173 | -78 |
| 2020-2021 | 2 | 0 | 2 | 164 | 60 | 10 | 0 | 234 | 155 | 79 |
| 2021-2022 | 2 | 2 | 0 | 87 | 96 | 6 | 2 | 191 | 208 | -17 |
| Average | 1 | 1 | 0 | 134 | 31 | 9 | 2 | 176 | 204 | -28 |



Membership Composition June 2022 Cumulative



Gender Composition June 2022 Cumulative

